

pivotech

designed simplicity



wardrobe systems


loft

SERIES

design

As building design adapts to make use of precious space, a smart approach to wardrobes and storage must be applied. This does not have to lead to a compromise in style and aesthetics. The new Loft wardrobe door system from Pivotech gives you the choice of three sleek designs that can be coupled with mirror, coloured glass, melamine and timber infill panels.

The Loft wardrobe system from Pivotech is entirely new and Australian designed. The three frame variations are available in a wide selection of metal finishes and colours to compliment your choice of panel and overall scheme. Your Pivotech reseller can combine timber doors with solid coloured panels, glass or mirror to provide interest and contrast to suit your design brief.



quality

Pivotech has been manufacturing products for Australian homes since 1989. Pivotech products are specified by designers and architects for their style, appreciated by builders for their reliability and loved by householders for their easy-clean good looks and longevity.

Pivotech Wardrobe doors are proudly designed and Australian made from premium quality materials. Your local Pivotech reseller can advise you on the best Pivotech product for your needs.



estate

SERIES




durable

The Estate wardrobe system has a more traditional design which incorporates a grip stile handle. This handle is incorporated in the frame and runs vertically along the entire edge of the wardrobe door. You will find the Estate in thousands of homes all over Australia providing years of trouble free service. The Estate wardrobe profiles are available in a wide range of finishes and colours.

The Estate Wardrobe system can be adapted to a multitude of different infill panels from 4mm glass up to 10 mm plasterboard.

hardware

The wheels and guides used for both the Estate and new Loft™ systems are of exceptional quality. Tracking wheels are made from hard wearing nylon mounted on a ball bearing axle. Pivotech designed simplicity will provide many years of trouble free service.



pivotech finishes



silver



matt silver



gold



white



white birch



barley



loft edge

A sleek and contemporary profile. Use various handle options including Pivotech's new surface mount low profile handle or without any handles for a minimal look. Available to suit glass, mirror and 9mm panel board.



loft ultra slim

A "barely-there" variation that has a refined 2mm edge. The perfect partner for glass and mirror providing a virtually frameless result. Finish the ultra slim with Pivotech's low profile handle.



loft gripstyle

Where a larger handle is preferred select Loft Gripstyle. The side profiles have a fully incorporated handle that runs from top to bottom of the door ensuring a minimal look with a larger handle area to grip.

sizes & componentry

The Loft system is made-to-measure to suit door sizes up to 3 metres tall, with multiple doors across a maximum 6 metres opening.

All Pivotech systems run on load-bearing, nylon base rollers. Floor sills, top track and wall jams (if required) are available in matching aluminium finishes.

pivotech

call toll free: 1300 786 796 · www.pivotech.com.au

visit our website to see the full range of wardrobe systems, shower enclosures and mirrors

Victoria
Cnr. Cheltenham Road & Carson Avenue
Keysborough, Victoria 3173 Australia
Phone: (03) 9798 4433

Queensland
2/1 Garret Street
Brendale, Queensland 4500 Australia
Phone: (07) 3889 7400

Western Australia
1/64 Milgar Street
Mandurah, WA 6210 Australia
Phone: (08) 9535 2894



ai
division of
Aluminium Industries
of Australia Pty.Ltd.
www.alumind.com.au